

ttdsoft – WA Premium and WAM Pro

Step 5 - Do PDF encryption with ttdsoft encryptor

5-1. For encryption of PDF files, first we put our entire PDF files folder “PDFs for demo”.

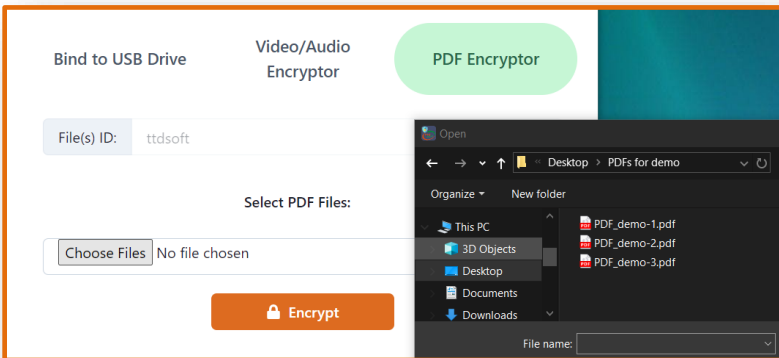


5-2. Now click on icon, ttdsoft encryptor

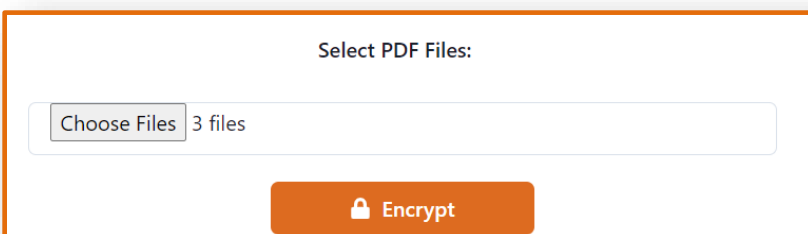
if software is asking for secret code, put same secret code “ttdsoft-ts” and click on save secret code.

Or

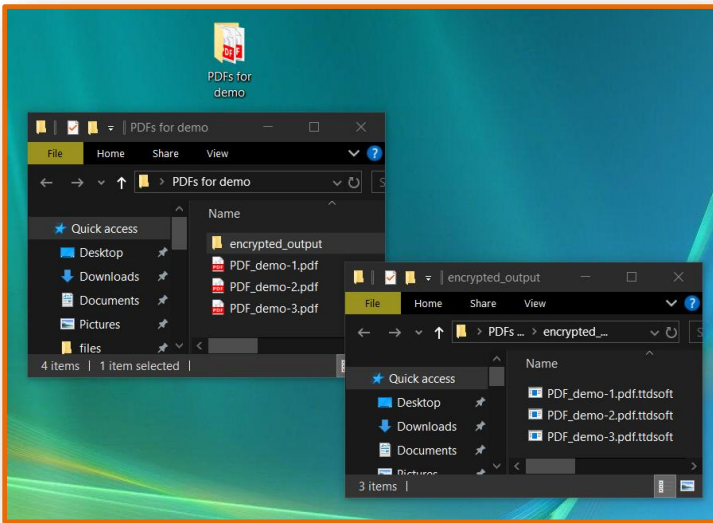
go to **Tab-3** PDF encryptor ,We will click on choose files and choose folder “ PDFs for demo”.



5-3. Here we will select all pdf files, now we will encrypt all PDF files by click on **Encrypt** button.



5-4. After encryption, we will open folder “PDFs for demo” ,
We find encrypted files are in folder called “**encrypted_output**”.



5-5. Now, we encrypted PDF files also for Demo,
We will put all encrypted PDFs in folder called “**encrypted files**”
[Where we have put our encrypted videos and audio files for Demo].

