



ttdsoft – WA Premium and WAM Pro

Step 1 - Download ttdsoft encryptor and players for Windows, Android and Mac



- Download ttdsoft encryptor and players [Windows, Android and Mac] from this page link <https://www.copyprotect.in/how-to-protect-mac-android-win-ios-usb-drive>

From - 1) ttdsoft encryptor





<https://ttdsoft.in/players/>

2) ttdsoft players for Windows, Android and Mac

<https://ttdsoft.in/download/>



- After download you will get these 4nos files in your PC

Name	Date modified	Type	Size
 ttdsoft_encryptor_offline_latest.exe	07-Aug-24 02:50 PM	Application	146,264 KB
 ttdsoft_player_android_latest.apk	26-Aug-24 09:40 AM	APK File	13,702 KB
 ttdsoft_player_mac_2.1.2.dmg	02-Sep-24 07:29 PM	DMG File	197,928 KB
 ttdsoft_player_win_installer.exe	02-Sep-24 07:24 PM	Application	12,231 KB

- We recommend put these 4 no's files in two folders
Folder 1 – ttdsoft_encryptor – Copy file “ttdsoft encryptor_offline_latest.exe” in this folder
Folder 2 – Players for all – Copy all 3 no's players [Windows,Android and Mac] files in this folder